

TRIKKE[™]
PROFESSIONAL MOBILITY



Electric Patrol Vehicles

For Law Enforcement and Security



Introduction

Trikke Professional Mobility is a U.S.-based manufacturer and distributor of rugged, professional-grade patrol vehicles. Featuring proprietary stand-up, three-wheel cambering technology, our vehicles enhance mobility for security, law enforcement, and other professional sectors. Engineered for efficiency, sustainability, and performance, Trikke patrol vehicles are the ideal choice for modern patrol operations.

Our Mission

Our mission is to design and build innovative mobility vehicles that deliver the best value in efficient personal transportation—maximizing community engagement while minimizing environmental impact.



Give Your Patrol Superpowers

Cover more. See more. Be seen more.

Trikke electric patrol vehicles empower law enforcement and security teams to move with speed, confidence, and visibility—anywhere patrol is needed.

Our three-wheeled platforms bridge the gap between foot patrol and squad cars, giving your officers the ability to navigate streets, sidewalks, parking garages, campuses, indoor venues, outdoor events, and tight urban spaces with ease. From airports to amusement parks, college campuses to casinos—Trikke is trusted by professionals who need to go where traditional vehicles can't.

Why Trikke? Smarter Mobility for Modern Patrol



Faster Response Times

Cut through traffic, bypass barriers, and reach the scene quicker



Elevated Visibility

Stand tall and be seen above crowds for better presence and safety



Boosted Engagement

Officers are more approachable and community-friendly



Cost Efficiency

No gas, minimal maintenance, and fewer vehicle costs



Quick to Learn

Mastered in minutes, deployed immediately



All-Terrain Confidence

Built rugged to perform indoors and out

Empower Your Officers. Elevate Your Patrol.

Trikke patrol vehicles are redefining mobility in law enforcement and security.



Reengineered Front Structure
Wider and More Robust



Vertical
Headlight Design



Front Fairing V-Bar



Illuminated Front Placard
New Windscreen

Posi.Tron

POLICE SPEC

**VERSION 3
2026 EDITION**



POSI.TRON

POLICE SPEC

VERSION 3 2026 EDITION



New Front Fender Design
Optional Splash Guard



Redesigned Foot Decks



Upgraded Brake Rotors



Redesigned Front Fork &
New Tire for the XL Model



Redesigned LED Taillights
Flexible Mud Flaps









- Ballistic Shield by ADS
- Rifle lock by Setina

OPTIONAL ACCESSORIES

Supercharged Specs for the Mean Streets

POSITRON
72V XL

The Positron 72V XL is our heavy-duty patrol vehicle, equipped with high-torque motors and larger wheels for enhanced performance on all surfaces—including hills and unpaved terrain. Our top combo model provides a taller stance, higher speed, and increased load capacity, making it the ideal choice for demanding patrol operations.

-  4.7kW (6HP) all-wheel drive power with high-torque motors
-  Range up to 30 miles (48 km) per charge
-  Max. load: 350 lb (159 kg)
-  72V 1764Wh lithium-ion battery
-  Vehicle weight: 110 lb
-  Top Speed: 35 mph (56 km/h)









At a glance: Outdoors, large air tires for all-terrain performance (unpaved roads and trails), long range, high torque and speed, heavy riders, fast battery charging, full accessories package.

When response time is critical: deploy the Elite

Our high-performance model delivers maximum acceleration, speed, and extended range — ideal for navigating traffic and hilly terrain.

For first responders, getting to a call fast is critical. If speed and range matter most, this is your best option.

-  3.8kW (4.9HP) all-wheel drive power with high-torque motors
-  Range up to 30 miles (48 km) per charge
-  Max. load: 300 lb (135 kg)
-  72V 1764Wh lithium-ion battery
-  Vehicle weight: 100 lb
-  Top speed: 30 mph (48 km/h)

At a glance: Indoors/outdoors, fast response, long range, excellent torque, fast battery charging, full accessories package.

*Fitted with air inflated tires for rough surfaces or optionally with solid tires(maintenance-free) for smoother surfaces.

POSI.TRON
ELITE  72V



A patrol vehicle like no other

POSI.TRON
60V_{AWD}

Our best-selling police model.

An excellent tool for navigating large crowds and engaging with the community.

Ideal for indoor and outdoor use in most conditions. Proven reliability and performance keep patrols moving—enhancing coverage, visibility, and presence.

 2.4kW (3.1HP) all-wheel drive power

 Range up to 25 miles (40 km) per charge

 Max. load: 300 lb (135 kg)

 60V 1476Wh lithium-ion battery

 Vehicle weight: 90 lb

 Top speed: 25 mph (40 km/h)

At a glance: Indoors/outdoors, moderate range, a balance of power and speed for most applications, full accessories package.

*Fitted with air inflated tires for rough surfaces or optionally with solid tires(maintenance-free) for smoother surfaces.



POSITRON EMS

Rapid response where seconds matter

The Positron for EMS enables paramedics to move quickly through crowded, indoor, and restricted environments while carrying critical equipment with full visibility, control and readiness.

Why Positron for EMS

Faster Patient Access

Reach patients quickly in terminals, campuses, arenas, and pedestrian-only areas.

Indoor & Crowd-Safe Mobility

Designed for smooth, controlled operation in crowded indoor and restricted environments.

High Visibility & Control

Standing operation improves awareness, line of sight, and patient engagement.



POSI.TRON

EMS



EMS KIT CARRIER

- Long-range battery performance
- All-terrain, off-road capable
- Flexible cargo configurations
- Lightweight, fast, and agile
- Foldable for transport and storage

POSITRON

SECURITY

High-visibility fleet mobility beyond golf carts

The TRIKKE Defender is a purpose-built patrol mobility platform for professional security operations. Standing patrol enhances visibility and deterrence, while it's compact, high-tech design moves easily where foot patrol, golf carts and patrol vehicles fall short—improving coverage, response time and officer presence with lower operational costs and logistical burden.

Ideal for Security Operations In

- Shopping Centers & Mixed-Use Properties
- Corporate & Office Campuses
- Residential Communities
- Parking Structures & Pedestrian Zones
- Entertainment & Event Venues
- Downtown & High-Traffic Tourist Areas









DEFENDER

60V 2WD



Extended-Range Standing Patrol

The Defender 60V 2WD is engineered for security teams that require maximum operating range, elevated visibility, and efficient coverage across large or demanding environments. Positioned between the Positron 60V and the Defender 48V 3WD, this model delivers the long-range performance of a 60-volt platform with the simplicity and efficiency of a two-wheel-drive system.

-  2.4kW (3.1HP) rear-wheel drive power
-  Range up to 25 miles (40 km) per charge
-  Max. load: 300 lb (135 kg)
-  60V 1470Wh lithium-ion battery
-  Vehicle weight: 90 lb
-  Top speed: 25 mph (40 km/h)

At a glance: Indoors/outdoors, moderate range, a balance of power and speed for most applications.

*Fitted with solid tires(maintenance-free) for smoother surfaces.

DEFENDER

48V 2WD



At a glance: Indoors/outdoors, fairly smooth pavement, mostly flat terrain, operation around the base at low speed, simplicity at reduced cost.







*Fitted with air inflated tires for rough surfaces or optionally with solid tires(maintenance-free) for smoother surfaces.

Build for simplicity and reliability – keep your patrol in motion 24/7

Patrolling a mostly flat, contained area at low speeds requires less performance.

The Defender 2WD shares the same heavy-duty frame and many components as its more powerful siblings, but with a minimalist build and capped power to deliver exceptional value.

Even so, its performance and range remain impressive—especially when compared to bicycles or Segways.

-  1.1kW (1.4HP) dual rear-wheel drive
-  Range up to 20 miles (32 km) per charge
-  Max. load: 250 lb (110 kg)
-  48V 1176Wh lithium-ion battery
-  Vehicle weight: 69 lb
-  Top speed: 20 mph (32 km/h)

DEFENDER

48V 3WD



At a glance: Indoors/outdoors, fairly smooth pavement, mostly flat terrain with medium inclines, operation around the base at low speed.







*Fitted with air inflated tires for rough surfaces or optionally with solid tires(maintenance-free) for smoother surfaces.

Move quicker and get the job done with this versatile performer

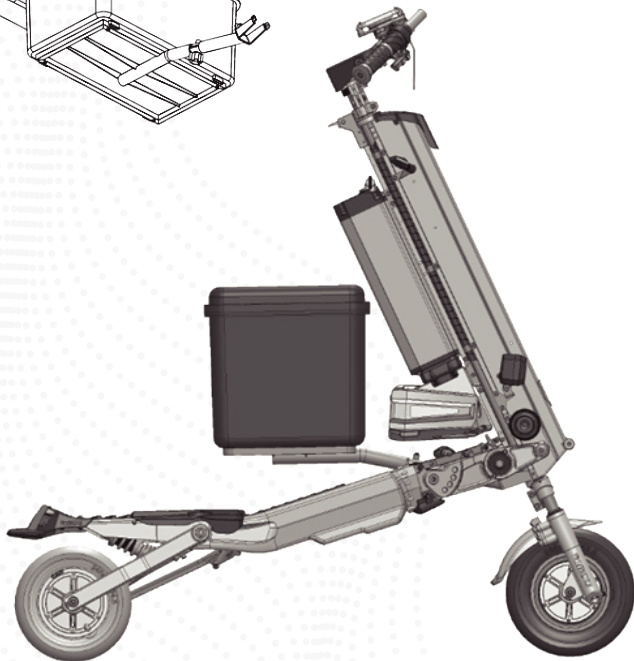
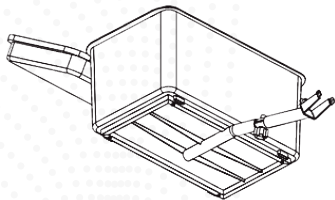
This vehicle is built for continuous use, featuring a quick-swappable battery and an electricity cost as low as 1 cent per mile.

Monitor parking structures, ride indoors or out, take quick laps around the property, and respond to calls without delay.

Step on for an elevated presence – an average 5'10" officer becomes a 6'10" observer. That's a tactical advantage.

-  1.7kW (2.2HP) all-wheel drive power
-  Range up to 20 miles (32 km) per charge
-  Max. load: 300 lb (135 kg)
-  48V 1176Wh lithium-ion battery
-  Vehicle weight: 90 lb
-  Top speed: 20 mph (32 km/h)

CARGO BOX



TRIKKE™ CARGO
MOBILITY AND UTILITY



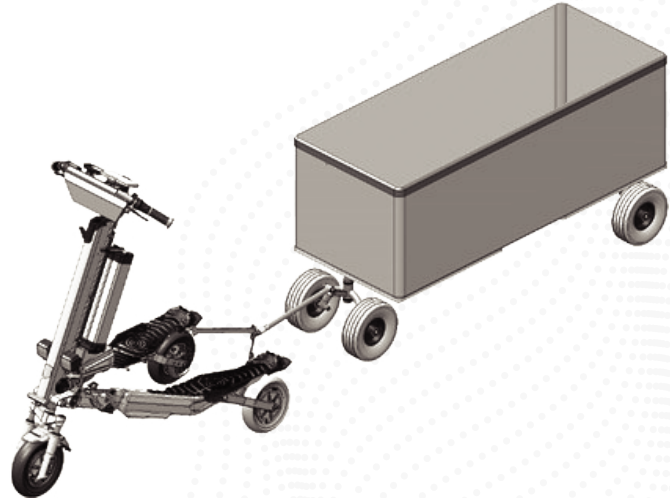
- Quick release installation and removal
- Capacity: 56 qt – 50 lb
- Internal dimensions: 13 x 20 x 12 in
- Rainproof, lockable lid
- HDPE-reinforced plastic construction

TRIKKE™ CARGO
MOBILITY AND UTILITY



- Trailer with 65-gallon industrial reinforced plastic bed
- Internal dimensions: 48 x 22 x 13 in; max load: 200 lb
- Four wheels with air tires
- Optional lid available (not included)

TOTE BED TRAILER





TRIKKE™

PROFESSIONAL MOBILITY

Trikke Tech Inc.

📍 132 Easy St, D1, Buellton CA 93427, USA

☎ Ph. (805)512-8803

✉ Email: info@trikke.com

🌐 TrikkeMobility.com

