



TRIKKE

PROFESSIONAL MOBILITY

**ELECTRIC PERSONAL VEHICLES
FOR LAW ENFORCEMENT**





PATROL FORCE MULTIPLIER

TRIKKE PROFESSIONAL MOBILITY

is a **US-based manufacturer** and distributor of rugged professional-grade personal patrol vehicles. They feature a proprietary stand-up 3-wheel cambering vehicle technology for efficiently moving around large campuses, congested areas, and public events.

Our mission is to design and build innovative mobility vehicles that provide the best value in safe and efficient personal transportation - for maximum engagement in our community and minimum impact on our environment.

Trikke's expanding client list includes sheriffs and police departments, colleges and universities, federal and state governments, resorts, casinos, malls, airports, seaports, and private security companies. Each has come to rely on our personal mobility vehicles for the best combination of reliability and responsiveness with minimal environmental impact.

Trikke Professional Mobility maintains close relationship with members of **Law Enforcement and Security** communities to develop continuous product improvements that meet their evolving patrol requirements, and is grateful for their advice and support.

We are constantly refining and simplifying to create the best operator experience. After experimenting with many three-wheeled stand-up concepts, we have developed the current design that has all the right geometry, scale and simply executed engineering. It provides an extremely stable riding machine that is lightweight, robust and perfectly suited to the human form.

With **Trikke's** patented flexible cambering (leaning) frame, the operator can position himself and the frame where they need to be for maximum comfort, confidence and performance at all speeds. Trikke has integrated a quick and compact folding mechanism for ultimate portability.

THE TRIKKE ADVANTAGE

- Intuitive, easy to drive
- Stability in all riding conditions
- Ergonomic and comfortable ride
- Elevated stance, commanding presence
- Simplicity of construction and maintenance
- Made in the USA – ready availability of vehicles and spare parts
- Multi-terrain capability
- Quick acceleration, long range
- Electric drive, silent, clean and green.
- 1 cent per mile electricity cost
- Heavy-duty professional grade construction





**IMPROVE
COMMUNITY
ENGAGEMENT**



POSITRON

POLICE SPEC

POSITRON is the POLICE specific version

with top notch performance for heavy duty work cycle
and it is street ready.

Stealthy, emission-free vehicles for indoors and outdoors,
on/off-road, all-weather continuous operation.

Trikke Positron bridges the gap between police vehicles and
foot patrols, empowering officers to better connect with their
community while saving agencies money and increasing
operational efficiency over foot patrol.

Available in 3 models: the **standard 60V AWD** and the
high-performance 72V ELITE and 72V XL.

GO ELECTRIC! GO GREEN! GO CLEAN!



POSI.TRON 72V XL

SUPERCHARGED SPECS FOR THE MEAN STREETS

The Positron 72V XL is our **heavy-duty patroller**, featuring high-torque motors and larger wheels for improved performance on all surfaces, including hills and unpaved terrain.

Our top combo model offers a taller stance and faster speed. It's also the perfect vehicle for carrying heavier loads.



4680W all-wheel drive power
High-torque motors



72V 1764Wh
Lithium-ion battery



up to 30 miles (48 km)
range per charge



35 mph (56 km/h)
Top Speed



110 lb
Product weight



350 lb (159 kg) Max. load



POSI.TRON

ELITE 72V

WHEN RESPONSE TIME IS CRITICAL DEPLOY THE ELITE

This is our **high-performance** model: maximum acceleration and speed, long range, ideal for use in traffic and on hilly terrain.

Getting to a call as quickly as possible is the most important thing for first responders.

If you need to get there fast, this is your best option.



4320W all-wheel drive power
High-torque motors



72V 1764Wh
Lithium-ion battery



up to 30 miles (48 km)
range per charge



30 mph (48 km/h)
Top Speed



100 lb
Product weight



300 lb (135 kg) Max. load



POSI.TRON

60V_{AWD}

A POLICE VEHICLE LIKE NO OTHER


This is our **best seller** police model.


An excellent tool to help police navigate large crowds and interact with the community.


Ideal for operating in most conditions, indoors and outdoors.


Proven reliability and performance that will keep patrol on the move, enhancing coverage and presence.


 2600W all-wheel drive power

 60V 1470Wh
Lithium-ion battery

 up to 25 miles (40 km)
range per charge

 25 mph (40 km/h)
Top Speed

 90 lb
Product weight

 300 lb (135 kg) Max. load





DEFENDER

SECURITY

DEFENDER is the Security patrol vehicle

optimized for patrolling indoors and outdoors.

Thanks to the cambering frame, full suspension, and upright riding position, the **DEFENDER** replaces the fatigue of pedaling a bicycle or walking long distances with an ergonomic, stable and comfortable ride that is easy on the body. The smooth, clean and quiet electric motors will keep your officers on the move.

The **DEFENDER** is the perfect security tool for achieving quicker response times, covering more ground, and engaging with the public.

Available in 2 models: the **48V 2WD** for mostly flat terrain, and the **48V 3WD** which offers higher torque for riding up the parking structures and ramps.



DEFENDER


48V 3WD

MOVE QUICKER AND GET THE JOB DONE WITH THIS VERSATILE PERFORMER

This vehicle will work non-stop with a quick-swappable battery and electricity **cost of 1 cent per mile.**

Monitor parking structures, ride indoors or out, quickly take a lap around the property and respond to calls immediately.

Step-on for an elevated presence – An average 5'10" officer becomes a 6'10" observer, this is tactical advantage.

 1700W all-wheel drive power



48V 1176Wh
Lithium-ion battery



up to 20 miles (32 km)
range per charge



20 mph (32 km/h)
Top Speed



80 lb
Product weight



300 lb (135 kg) Max. load



DEFENDER

48V 2WD

WHEN NUMBERS COUNT QUANTITY HAS A QUALITY ALL ITS OWN

Patrolling a mostly flat and contained area, at low speed, requires less performance.

The **Defender 2WD** shares the same heavy-duty frame and most components of the stronger siblings, but with a minimalistic construction and capped power, to provide outstanding value.

Still the performance and range are impressive comparing to bicycles or Segway.

M 1100W dual rear-wheel drive



48V 1176Wh
Lithium-ion battery



up to 20 miles (32 km)
range per charge



20 mph (32 km/h)
Top Speed



69 lb
Product weight



250 lb (110 kg) Max. load



SPECIFICATIONS

	DEFENDER 48V 2WD	DEFENDER 48V 3WD	POSITRON 60V	POSITRON ELITE 72V	POSITRON XL 72V
electric drive system	DC 48V - 24A	DC 48V - 36A	DC 60V - 45A	DC 72V - 60A	DC 72V - 65A
acc line	DC 12V	DC 12V	DC 12V	DC 12V	DC 12V
battery (Li-ion)	48V 1170Wh	48V 1170Wh	60V 1470Wh	72V 1764Wh	72V 1764Wh
charging V / A / time	54.6V 5A 4h	54.6V 5A 4h	67.2V 5A 4h	84V 5A 4h	84V 10A 2h
electric rated power	550W	850W	1300W	2160W	2340W
electric peak power	1100W	1700W	2600W	4320W	4680W
traction power (brake power)	850W	1250W	1950W	3240W	3500W
traction	2WD	3WD	3WD	3WD	3WD
motor	2x BLDC direct drive	3x BLDC direct drive	3x BLDC direct drive	3x BLDC direct drive	3x BLDC direct drive
motor controller	2x FOC 12A	3x FOC 12A	3x FOC 15A	3x FOC 20A	FOC 2x25A 1x15A
max rider's weight	250 lb (113 kg)	300 lb (136 kg)	300 lb (136 kg)	300 lb (136 kg)	350 lb (152 kg)
Vehicle weight (w/battery)	69 lb (31 kg)	80 lb (36 kg)	90 lb (41 kg)	100 lb (45 kg)	105 lb (45 kg)
frame	AL6061 - foldable	AL6061 - foldable	AL6061 - foldable	AL6061 - foldable	AL6061 - foldable
overall dimensions	L 51" x H 40" x W 23.5"	L 51" x H 40" x W 23.5"	L 51" x H 40" x W 23.5"	L 51" x H 40" x W 23.5"	L53" x H58" x W27"
adjustable handlebar height	5" (12.5 cm)	5" (12.5 cm)	5" (12.5 cm)	5" (12.5 cm)	5" (12.5 cm)
deck height	11" (28 cm)	11" (28 cm)	11" (28 cm)	11" (28 cm)	11" (28 cm)
inflatable tires	front 50 psi (3.45 Bar) rear 65 psi (4.48 Bar)	front 50 psi (3.45 Bar) rear 65 psi (4.48 Bar)	front 50 psi (3.45 Bar) rear 65 psi (4.48 Bar)	front 50 psi (3.45 Bar) rear 65psi (4.48 Bar)	35psi (2.5 Bar)
phone holder	optional	optional	standard	standard	standard
gear bag	optional	optional	standard	standard	standard
emergency lights	optional - 2	optional - 3	standard - 5	standard - 7	standard - 7
LED headlight	1x 2000 lm with DRL	1x 2000 lm with DRL	2x 2000 lm with DRL	2x 2000 lm with DRL	2x 2000 lm with DRL
rear lights	single point	dual running/brake/turn	dual running/brake/turn	dual running/brake/turn	dual running/brake/turn
beep horn	yes	yes	yes	yes	yes
siren	optional	optional	3-tone police siren	3-tone police siren	3-tone police siren
RFID key	standard	standard	standard	standard	standard
rear suspension	swing arm - spring	swing arm spring/oil adjust	swing arm spring/oil adjust	swing arm spring/oil adjust	swing arm spring/oil adjust
front suspension	telescopic spring/oil damper	telescopic spring/oil damper	telescopic spring/oil damper	telescopic spring/oil damper	telescopic spring/oil damper
hydraulic disc brakes	2 rear - one lever	all wheel - 2 levers	all wheel - 2 levers	all wheel - 2 levers	all wheel - 2 levers
climbing ability (200lbs)	7% (4 deg)	12% (7 deg)	15% (9 deg)	20% (11 deg)	27% (15 deg)
* top speed (unregulated)	20 mph (32 km/h)	20 mph (32 km/h)	25 mph (40 km/k)	30 mph (48 km/h)	35mph (56 km/h)
** range mixed terrain (up to 200ls)	20 miles (32 km)	up to 20 miles (32 km)	25 miles (40 km)	up to 30 miles (48 km)	up to 30 miles (48 km)

(*) speed and power level can be locked at any value in LCD control panel (password protected)

(**) range will vary depending on topography, tire pressure, average speed, start/stop pattern, power level setting





TrikkeMobility.com

TRIKKE

PROFESSIONAL MOBILITY

Trikke Tech Inc.
132 Easy St, D1, Buellton CA 93427, USA

Ph. (805) 693 0800

Email: info@trikke.com

